





SCHINELLA.



94 Eton Road SOMERTON PARK SA

3  2  4 

Located on a commanding corner position, only metres away from the Esplanade and Somerton Park beach, this 667 sqm (approx.) allotment has street frontages of 21.5 metres (approx.) and 31.6 meters (approx.), offering keen developers, investors and renovators multiple options!

Type : House
Building Size : 20 sqm
Land Size : 667 sqm
View : <https://www.schinellaproperty.com.au/6302098>

The Opportunities:

Renovate and/or extend the existing property to capture the amazing sea and costal views on offer.

Demolish the existing property and build your new two storey dream home in this highly sort after location, metres away from the beach.

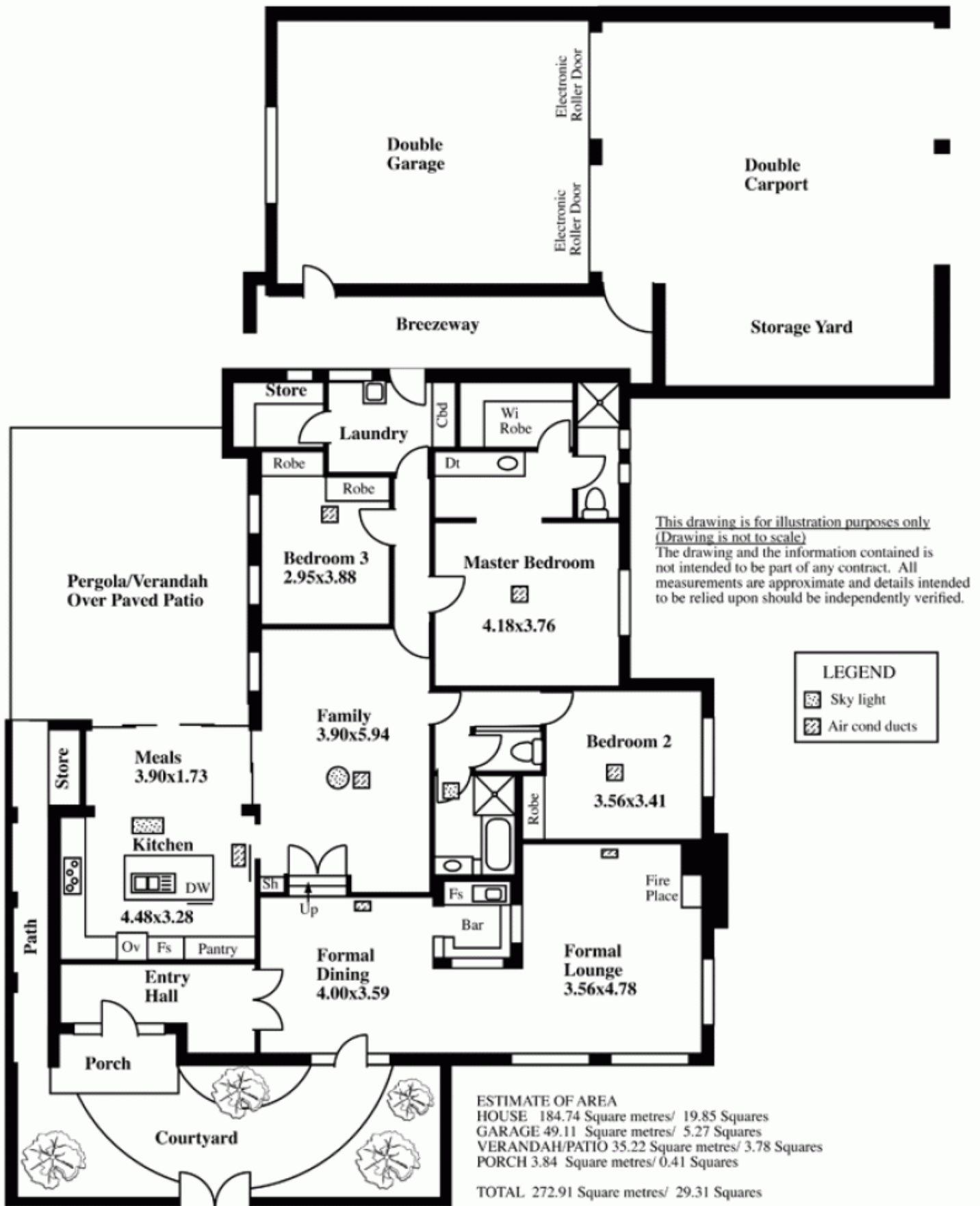
Or Sub-divide the allotment and build two new homes and

[For full version visit the website](https://www.schinellaproperty.com.au)





Pat Schinella
08 8294 4484

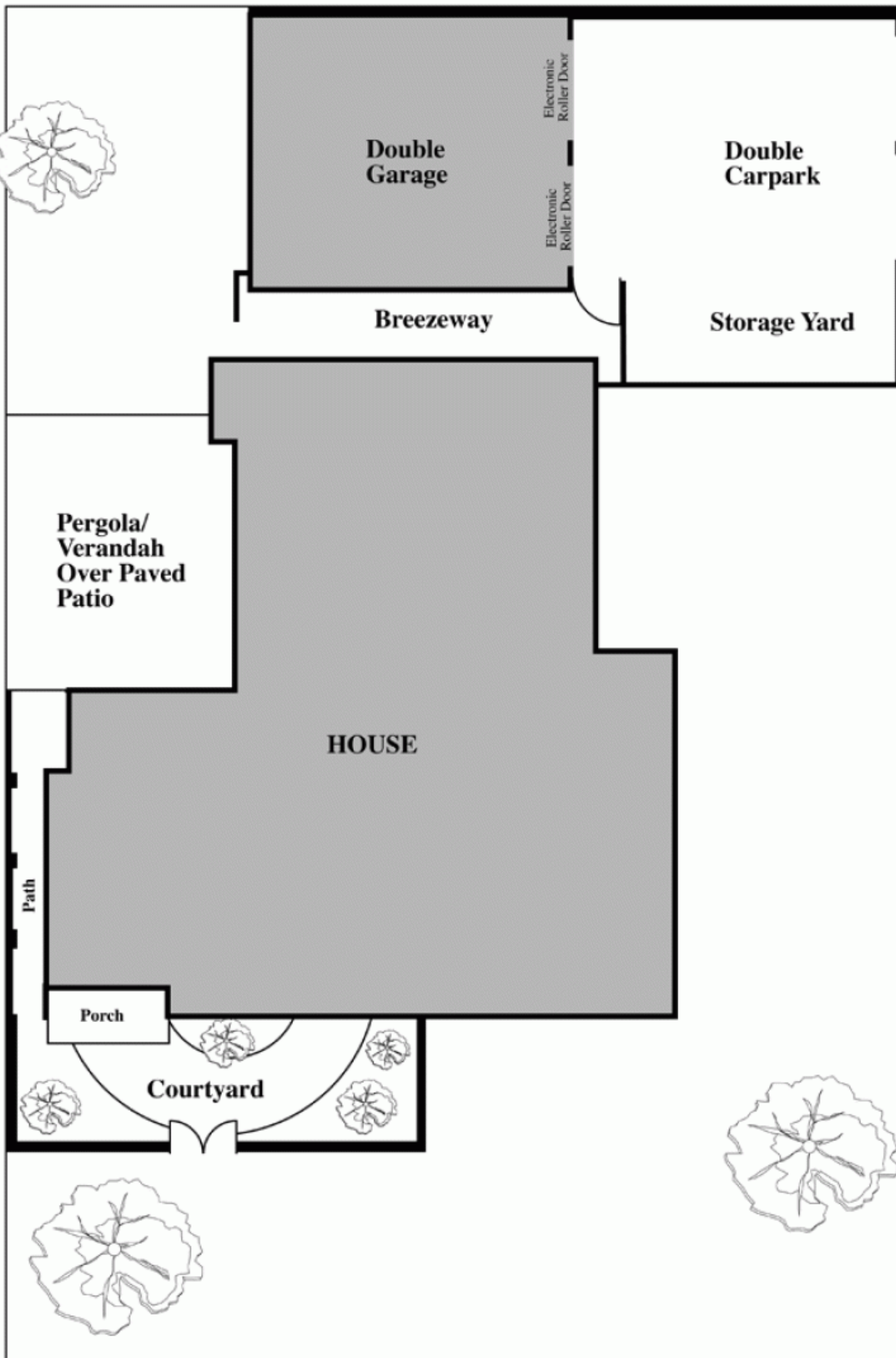
94 Eton Road, Somerton Park



This drawing is for illustration purposes only
 (Drawing is not to scale)
 The drawing and the information contained is not intended to be part of any contract. All measurements are approximate and details intended to be relied upon should be independently verified.

LEGEND

-  Sky light
-  Air cond ducts



21.5m
(approx)

ETON ROAD

31.60m
(approx)

TALBOT ROAD

This drawing is for illustration purposes only
(Drawing is not to scale)

The drawing and the information contained is not intended to be part of any contract. All measurements are approximate and details intended to be relied upon should be independently verified.